



WESTMINSTER DEPARTMENT OF PUBLIC WORKS
P.O. BOX 376 WESTMINSTER, MA 01473 - Tel. (978) 874-5572

Commissioners
Lorraine J. Emerson, Chairman
Vance A. Butterfield
Scott H. Ryder

Joshua W. Hall, P.E.
Director of Public Works

DEDUCT METER RULES AND REGULATIONS


Approved 06/10/2013


The following rules and regulations are for the installation and use of a second water meter for irrigation and other outdoor non-domestic use purposes.


1. Application for deduct meter service shall be made by the property owner or their designated agent at the office of the Department of Public Works. A \$75.00 inspection fee is required at the time of application.
2. All costs and fees related to the installation of the deduct meter shall be borne by the property owner. After installation and inspection, the deduct meter and R900 RF unit shall become the property of the Westminister Water Department.
3. The meter shall be installed by a Massachusetts licensed plumber at the property owner's expense, and shall meet all State and Local plumbing codes.
4. Only one (1) deduct meter shall be allowed to be installed per property.
5. An applicant must be connected to the Town's sewer system prior to applying for a deduct meter.
6. Meters shall be lead free, Neptune T-10 with ProRead Auto Detect Register, read in U.S. Gallons with Neptune R900 RF Meter Interface Unit (MIF) Wall Mount v3.
7. The meter shall be installed/positioned horizontally with support, dial side up, after the domestic meter (in series). Meters need to be at least 6 inches but no more than 24 inches above the floor. Deduct meters must be located in an area protected from frost, at least 12 inches and no more than 48 inches (if reasonably possible) from the domestic meter, and must have valves at the meter tailpieces immediately before and after the meter. All brass shall be lead free.
8. All deduct meters installed for the purpose of metering irrigation systems must have a Massachusetts approved backflow prevention device installed. The backflow device will be tested annually by the Westminister Water Department at the owner's expense. Installation, maintenance, repair, and replacement of the backflow device shall be at the owner's expense.
9. A testable backflow prevention device is required to be installed on all irrigation systems according to the following:
 - a. Pressure Vacuum Breakers – For applications where the backflow device is not under continuous pressure. The bottom of the device must be located a minimum of 6 inches above the highest sprinkler head or outlet.
 - b. Reduced Pressure Zone Backflow Preventor – For applications where backpressure from pumps or chemical feeders may exist or where the minimum height allowances noted above for vacuum breakers are not obtainable.

10. All house sillcocks are required to have non-removable hose bibb vacuum breakers installed. At the time of meter inspection and sealing, each sillcock will be inspected for the installation of a non-removable hose bibb vacuum breaker.
11. Once the deduct meter is installed and inspected by the Plumbing Inspector, the property owner must call the Water Department to set up an appointment to have the meter inspected. At the time of inspection, the Water Department will test the backflow device (if applicable), activate the R900 RF unit and seal the meter. The R900 RF unit shall be mounted on the outside of the building.
12. a. The Water Department will not make adjustments to sewer bills for meters that are not working properly or that may be registering incorrectly.
b. It is suggested that the property owner periodically check the meter to confirm that it is registering. This can be done by simply checking the reading on the meter before and after a use. This is suggested in order to avoid receiving no credit on a sewer bill for this meter.
13. Irrigation systems shall be equipped with a rain sensor.
14. At any reasonable time, the Water Department reserves the right to inspect the property to ensure that the installation and use is in conformance with these rules and regulations and any applicable codes and regulations. Any water found being returned to the sewerage system after passing through the deduct meter will result in immediate and permanent discontinuance of all sewer bill credits.
15. In accordance with the provision of Massachusetts General Laws, Chapter 165, Section 11D, the Westminster Water Department may enter the premises to examine or remove meters, pipes, fittings and work for supply or regulating the supply of water and to ascertain the quantity of water consumed or supplied.
16. No person shall bypass, tamper with, or prevent a meter from registering water consumption, and such acts shall be subject to the penalties stated in Massachusetts General Laws, Chapter 165, Section 11 and to such other penalties as the Westminster Public Works Commission may adopt.
17. Any person violating any of the rules and regulations shall become liable to the Department of Public Works for any expense, loss, or damage to the town by reason of such violation.
18. The Public Works Commission may revise these rules and regulations from time to time as may be proposed upon a majority vote at an open public meeting.

Approved by: TOWN OF WESTMINSTER
PUBLIC WORKS COMMISSION


Lorraine J. Emerson, Chairman


Vance A. Butterfield, Commissioner


Scott H. Ryder, Commissioner



WESTMINSTER DEPARTMENT OF PUBLIC WORKS
P.O. BOX 376 WESTMINSTER, MA 01473 - Tel. (978) 874-5572

Commissioners
Lorraine J. Emerson, Chairman
Vance A. Butterfield
Ross W. Barber

Joshua W. Hall, P.E.
Director of Public Works

DEDUCT METER APPLICATION

Date: _____

Owner Name: _____ Telephone No. _____

Property Address: _____

Purpose of Deduct Meter: _____

Owner Signature: _____ Email: _____

Printed Name: _____

FOR WATER DEPARTMENT USE ONLY

INSPECTION DATE: _____

INSPECTED BY: _____

PLUMBER: _____

Main Meter Information

Manufacturer: _____ Size: _____

Meter Number: _____

Meter Location: _____

Outside Reading Device Location: _____

Outside Reading Device Number: _____

Read: _____

Deduct Meter Information

Manufacturer: _____ Size: _____

Meter Number: _____

Meter Location: _____

Outside Reading Device Location: _____

Outside Reading Device Number: _____

Read: _____

Backflow Prevention Device

Manufacturer: _____ Size: _____

Type: _____

Serial Number: _____

Location: _____

Non-removable hose bibb vacuum breaker installed on all sillcocks? _____